

WATT POWER SOLUTIONS

Isis House, Unit 68 Henley Way, ELY, Cambridgeshire CB7 4YJ

Tel: +44 (0) 1353 667117 Fax: +44 (0) 1353 662717


Email: sales@watt-power.co.uk

Web: www.watt-power.co.uk

VAT Reg No: 776 3065 10



WPPS120CAR Wide Input Range DC Auto Adapter for use with the WPPS80 and WPPS120 Mini-ATX Power Supplies



Input Voltage Range	9 to 32v DC
Input Current	Full Load 12V 15A (Max) Full Load 24V 7.5A
Inrush Current	20A typical
Efficiency	>80% Full Load
Output Voltage	16V – 19V – 24V available No load to Full load -5% to +3%
Output Power	16v 96w or 6A Max load regulation 0.96V Line regulation 50mV 19V 114W or 6A Max regulation 1.14V WPPS120CAR (120W Max) 24V 120W or 5A Max regulation 1.44V
Ripple and Noise	+/-2% for full line and load reg. 20MHz Bandwidth
Over Power Protection	Constant current
Short Circuit Protection	Constant current
Over Temperature Protection	
Under Voltage Protection	
Environmental	
Ambient Temperature:	
Operating	-20degC to 50degC
Storage	-40degC to 85degC
Relative Humidity	10 - 95% non-condensing

Approvals E13 Approved. CE Marked. The unit is built to protect the connected device from interference.

Warranty 1 year

Safety Connection can be made in any order .

In certain types of vehicle the Adapter can only be used if the ignition is turned on. Please consult your vehicle manual. In order to avoid unnecessary discharge of the battery, use the Adapter with the engine running.

In the case of a bad connection, it could cause the cigar lighter to overheat.

It is normal for the adapter to become warm and is not harmful to it.

Do not place the adapter in a glove compartment or where the airflow around it is restricted. This could cause thermal shutdown and will have to be cooled down for the unit to operate correctly.

Mechanical 150 x 76 x 30mm L x W x H Weight 500gms
A Green LED will display that power is available



Length of output line: 1 meter

Length of input line: 1 meter

Plug dia.: A:outside 6.5; inside 4.3X1.4

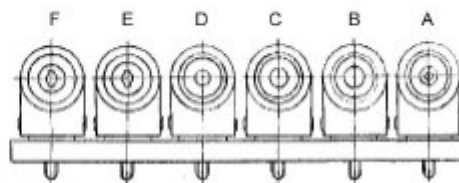
B:outside 6.3; inside 3.0

C:outside 5.5; inside 2.5

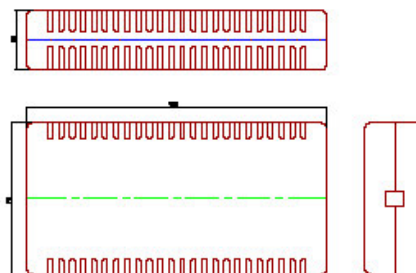
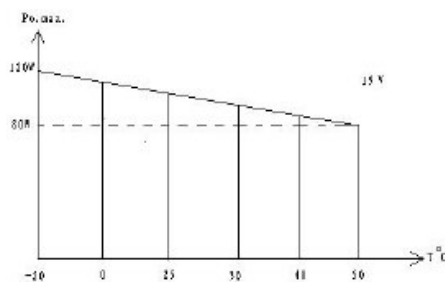
D:outside 5.5; inside 2.1

E:outside 4.75; inside 1.7

F:outside 4.0; inside 1.7



Derating curve and Demension



150 x 76 x 30 mm